



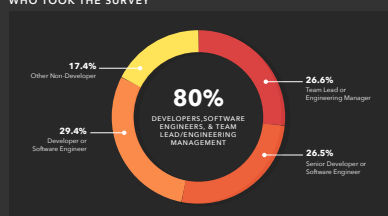
What is the Postman Community survey?

Postman surveyed its community of API developers earlier in 2017 to better understand developers' workflow, pain points, and where the API space is headed. The study was distributed to the entire Postman community, which currently numbers nearly 3.5 million users of Postman.

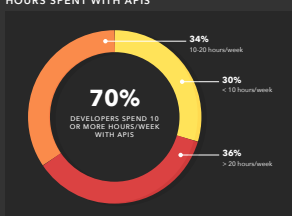
Who took the survey?

The survey respondents reflect the Postman community, which is a pretty technical bunch, and a pretty API-focussed bunch. The vast majority are technical - developers, engineers, and technical management, and most of them spend 10+ hours a week with APIs. These are API power users, by any measure.

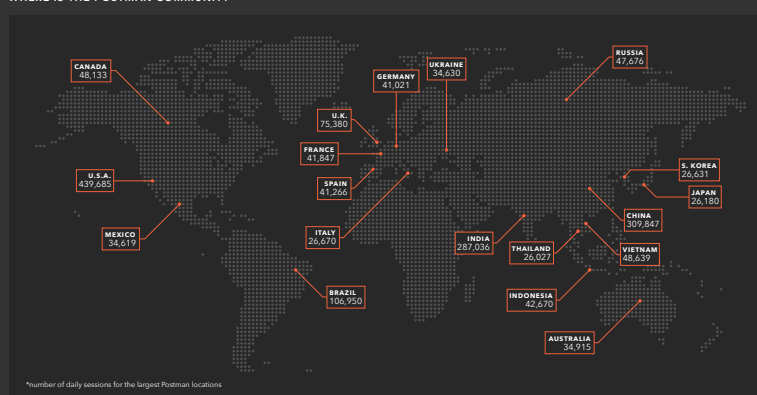
WHO TOOK THE SURVEY



HOURS SPENT WITH APIS

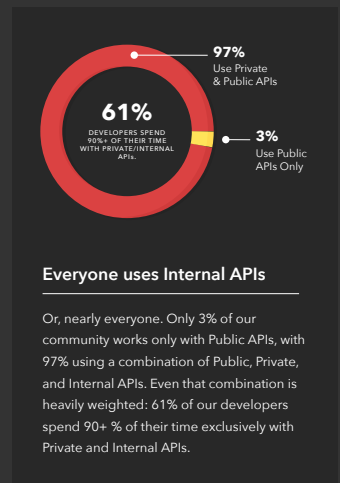
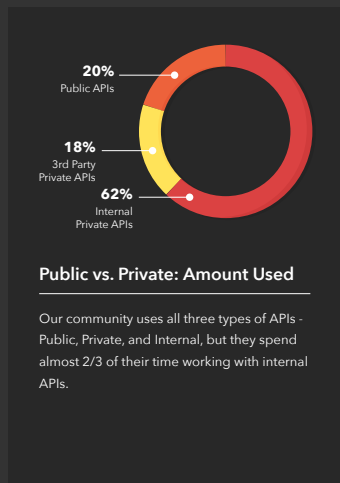


WHERE IS THE POSTMAN COMMUNITY



Type of API: Public vs. Private vs. Internal

More and more APIs are developed every day, and while APIs from large and public companies garner the most attention, they are not the majority. The survey results underscore this truth: most of the time, the Postman community is working with a private or internal API.



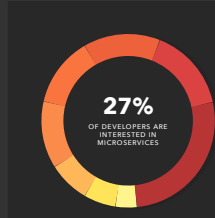
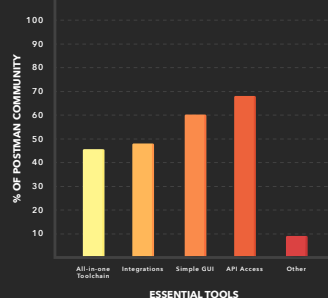
Tools and Technology

Developers are most excited to utilize microservices in 2017. More than one-fourth of the respondents said this - one and a half times the interest of any other answer.

The developer community is also excited about new ways of building APIs, such as HTTP 2.0, WebSockets and Serverless Architecture, with each taking between 12-16% percent of the vote. Swagger 3.0 and OpenAPI (combined at 21 percent) gathered nearly three times the interest of GraphQL (a query language for APIs), indicating that REST APIs are still the standard and a core future technology.

Tools Matter

We asked developers about tools in working with APIs, and allowed multiple responses. The community wants more tools - with 80% of respondents identifying at least 2 tools as essential to their workflow.



Exciting Technology

- Microservices - 27%
- HTTP 2.0 - 16%
- WebSockets - 14%
- Swagger 3.0 - 13%
- Serverless Architecture - 13%
- Open API - 8%
- GraphQL - 6%
- Other - 4%

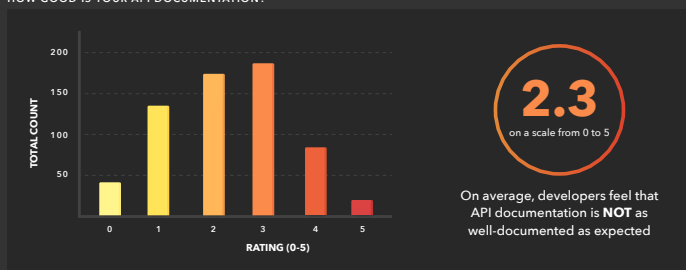
API Documentation

Developers may say they hate documenting, but they want documentation, and they want it to be good. The community rated API documentation as below average - 2.3 mean on a scale from 0 to 5, with answers skewed lower, and a median of 2.

There were many suggestions for improving documentation, with Standardization (58%) and (55%) topping the suggestion list.

Interestingly, SDKs were the lowest ranked result, at 17% - indicating that while developers use SDKs, they prefer good API documentation

HOW GOOD IS YOUR API DOCUMENTATION?



WHAT WOULD IMPROVE API DOCUMENTATION?

